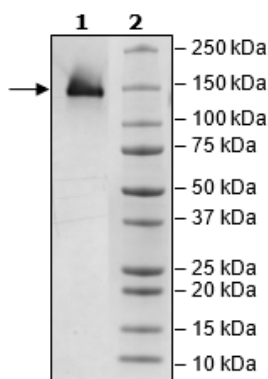


Product Information

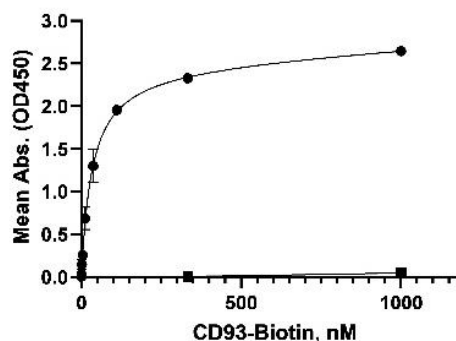
Construct:	CD93 (24-580-Fc(IgG1)-Avi)-(Biotin)
Label:	This protein is enzymatically biotinylated using Avi-Tag™ technology. Biotinylation is confirmed to be ≥90%.
Concentration:	0.33 mg/ml
Species:	Human
Formulated In:	8 mM phosphate, pH 7.4, 110 mM NaCl, 2.2 mM KCl, and 20% glycerol
Expression System:	HEK293
Format:	Aqueous buffer solution
Stability:	At least 6 months at -80°C. Avoid freeze/thaw cycles.
Storage:	-80°C
Genbank Accession:	NM_012072.4
MW:	87 kDa + glycans
Glycosylation:	This protein runs at a higher MW by SDS-PAGE due to glycosylation.
Purity:	≥90%
Assay Conditions:	IGFBP7 protein (BPS Bioscience #101545) was coated onto a 96-well plate overnight at 4°C (50 µl/well at a concentration of 4 µg/ml in PBS). The plate was washed 3 times with Immuno Buffer 1 (BPS Bioscience #79311) and blocked using 100 µl of Blocking Buffer 2 (BPS Bioscience #79728) for 1 hour at room temperature. After removing the blocking buffer, 50 µl/well of purified biotinylated CD93 protein (BPS Bioscience #101544), serially diluted in Blocking Buffer 2, was added for 30 minutes at room temperature. After 3 more washes, the plate was incubated with Streptavidin-HRP, washed, and incubated with the Colorimetric HRP substrate. The reaction was stopped, and absorbance was read at 450 nm. The Blank value was subtracted from all values.
Applications:	Useful for the study of enzyme kinetics, screening inhibitors, and selectivity profiling.

Quality Control Data

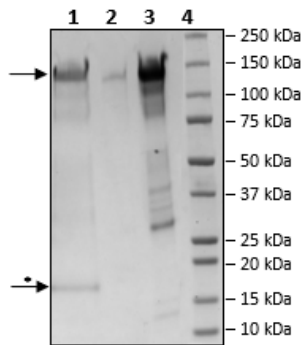
4-20% SDS-PAGE Coomassie Staining



IGFBP7: CD93-Biotin Activity



Biotin-Avidin Pulldown



1. Beads
2. Flow thru
3. Control
4. Standards

* Avidin from beads.