

## Data Sheet

### CD27, Fc-Fusion (IgG1), Avi-Tag (Mouse)

Mouse, Recombinant, C-terminal Fc fusion  
 Avi-Tag

**Catalog #:** 79067

**Lot#:** 170725      **Conc.:** 0.9 mg/ml

**Formulated in:** 8 mM Phosphate, pH 7.4,  
 110 mM NaCl, 2.2 mM KCl, and 20%  
 glycerol.

**Stability:** At least 6 months at  $-80^{\circ}\text{C}$ . Avoid  
 freeze/thaw cycles. Protein may be diluted to  
 $\geq 100 \mu\text{g/ml}$  in PBS + glycerol and stored at  
 $-80^{\circ}\text{C}$ .

**References:**

1. Hendricks, J. *et al.*, *Nat. Immunol.*  
 2000; **1**: 433-440.
2. Ruprecht, C.R. *et al.*, *J. Exp. Med.*  
 2005; **201(11)**: 1793-1803.

**Description:**

Mouse secreted CD27, Fc fusion protein,  
 with C-terminal Avi-Tag, also known as  
 Tumor Necrosis Factor Receptor  
 Superfamily Member 7, TNFRSF7, and T14,  
 GenBank Accession No. NM\_001033126,  
 a.a. 21-182 expressed in a HEK293 cell  
 expression system. MW = 49 kDa  
 (monomer). This protein runs at a higher  
 MW by SDS-PAGE due to glycosylation.


**Application:**

Useful as a positive control for western  
 blotting.

### Quality Assurance

**Western Blot**

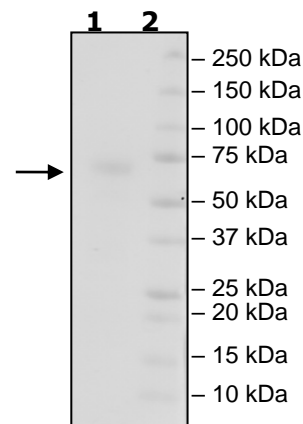
**Lane 1:**  
 CD27(Mouse)  
**Lane 2:**  
 Protein Marker



**4-20% SDS-PAGE  
 Coomassie staining**

**Lane 1:**  
 3µg CD27(Mouse)  
**Lane 2:**  
 Protein Marker

**MW:**  
 49 kDa+glycans  
**Purity:**  $\geq 90\%$



OUR PRODUCTS ARE FOR RESEARCH USE ONLY. NOT FOR DIAGNOSTIC OR THERAPEUTIC USE.

To place your order, please contact us by Phone **1.858.829.3082** Fax **1.858.481.8694**  
 Or you can Email us at: [info@bpsbioscience.com](mailto:info@bpsbioscience.com)  
 Please visit our website at: [www.bpsbioscience.com](http://www.bpsbioscience.com)



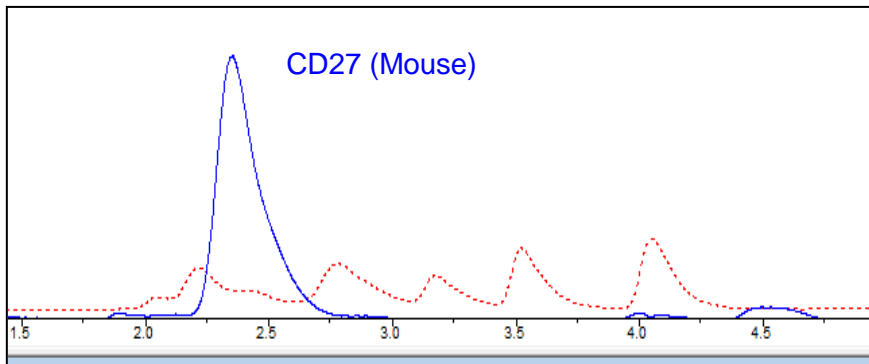
6042 Cornerstone Court W, Ste B  
San Diego, CA 92121  
Tel: 1.858.829.3082  
Fax: 1.858.481.8694  
Email: info@bpsbioscience.com

### Sequence

TLAPNSCPDKHYWTGGGLCCRMCEPGTFFVKDCEQDRATAAQCDPCIPGTSFSPDY  
HTRPHCESCRHCNSGFLIRNCTVTANAECSCSKNWQCRDQECTECDPPLNPALTR  
QPSETPSPQPPPTHLPHGTEKPSWPLHRQLPNSTVYSQRSSHRPLCSSDCIR**DIE**  
**GRMD**PKSCDKTHTCP**PCPAPELLGGPSVFLFPPKPKDTLMISRTPEVTCVVDVS**  
HEDPEVKFNWYVDGVEVHNAKTKPREEQYNSTYRVVSVLTVLHQDWLNGKEYKCK  
VSNKALPAPIEKTISKAKGQPREPQVYTLPPSRDELTKNQVSLTCLVKGFYPSDI  
AVEWESNGQPENNYKTTTPVLDSDGSFFLYSKLTVDKSRWQQGNVFCFSVMHEAL  
HNHYTQKSLSLSPGKGGGLNDI**FEAQKIEWHE**

Black = mouse CD27(21-182)  
Red = Linker  
Blue = Fc of human IgG1 (aa 100-330)  
Green = Avi

### Gel Filtration Curve



<10% aggregation

OUR PRODUCTS ARE FOR RESEARCH USE ONLY. NOT FOR DIAGNOSTIC OR THERAPEUTIC USE.

To place your order, please contact us by Phone **1.858.829.3082** Fax **1.858.481.8694**  
Or you can Email us at: [info@bpsbioscience.com](mailto:info@bpsbioscience.com)  
Please visit our website at: [www.bpsbioscience.com](http://www.bpsbioscience.com)